

Service Manual Trucks

Group **37**

Electrical Schematic:

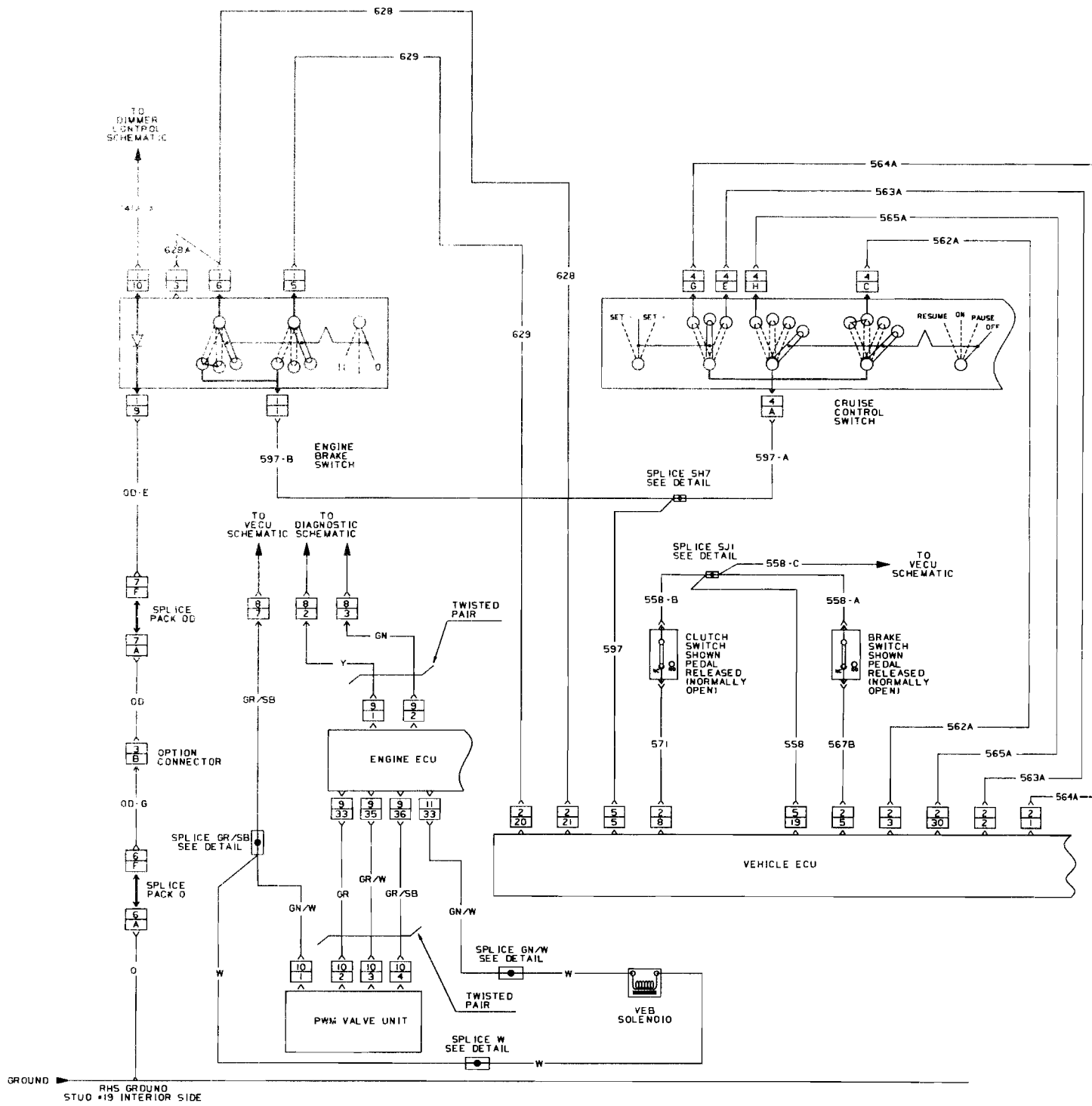
Engine Brake/CC,
VOLVO D12B

VNL, VNM

From Build Date 2.98

PV776-370-98184/1


VOLVO



Engine Brake/CC, VOLVO D12B - VNL, VNM

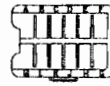
SYME
DENOT
DENOT
DE
DENOTE

CONNECTOR AND SPLICE INFORMATION
CONNECTORS VIEWED FROM CABLE ENTRY



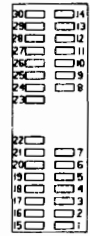
**CONNECTOR 1
ENGINE BRAKE SWITCH**

TABLE OF CONTENTS		
CAVITY	CIRCUIT	FUNCTION
1	597-B	ON/OFF SWITCH FEED
3	597-B	EXHAUST BRAKE FEED
5	628A	MEDIUM FEED
6	628/628A	LOW FEED
9	OD-E	GROUND
10	141A-A	DASH ILLUMINATION



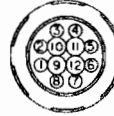
**CONNECTOR 7
SPLICE PACK OD**

TABLE OF CONTENTS		
CAVITY	CIRCUIT	FUNCTION
A	OD	GROUND
F	OD-E	GROUND



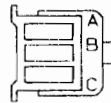
**CONNECTOR 2
VEHICLE ECU CONNECTOR A**

TABLE OF CONTENTS		
CAVITY	CIRCUIT	FUNCTION
1	564A	CRUISE CONTROL "SET -"
2	563A	CRUISE CONTROL "SET +"
3	562A	CRUISE CONTROL "ON"
5	567B	BRAKE SWITCH INPUT
8	571	CLUTCH SWITCH INPUT
20	629	LOW FEED
21	628	MEDIUM FEED
28	772	TO ABS
30	565A	CRUISE CONTROL "RESUME"



**CONNECTOR 8
ENGINE HARNESS CONNECTOR**

TABLE OF CONTENTS		
CAVITY	CIRCUIT	FUNCTION
2	Y	J1939 CAN-H
3	GN	J1939 CAN-L
7	GR/SB	EMS "A" SUPPLY +12V

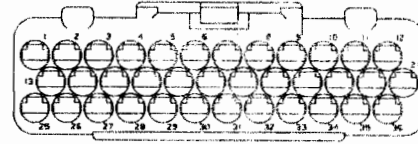


**CONNECTOR 3
OPTION CONNECTOR**

TABLE OF CONTENTS		
CAVITY	CIRCUIT	FUNCTION
B	OD	GROUND

**CONNECTOR 9
ENGINE HARNESS CONNECTOR**

TABLE OF CONTENTS		
CAVITY	CIRCUIT	FUNCTION
1	Y	J1939 CAN-H
2	GN	J1939 CAN-L
33	GR	PWM VALVE UNIT COMMON
35	GR/W	PWM VALVE UNIT EPG2 RETURN
36	GR/SB	PWM VALVE UNIT EPG1 RETURN

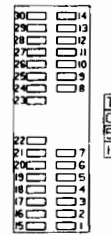
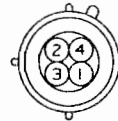


**CONNECTOR 4
CRUISE CONTROL**

TABLE OF CONTENTS		
CAVITY	CIRCUIT	FUNCTION
A	597-A	COMMON
C	562A	"ON"
E	563A	SET +
G	564A	SET -
H	565A	RESUME

**CONNECTOR 10
ENGINE HARNESS CONNECTOR**

TABLE OF CONTENTS		
CAVITY	CIRCUIT	FUNCTION
1	GN/W	J1939 CAN-H
2	GR	J1939 CAN-L
3	GR/W	PWM VALVE UNIT COMMON
4	GR/SB	PWM VALVE UNIT EPG1 RETURN

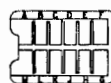
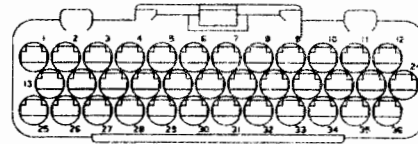


**CONNECTOR 5
VEHICLE ECU CONNECTOR B**

TABLE OF CONTENTS		
CAVITY	CIRCUIT	FUNCTION
5	597	12 VOLT SUPPLY
19	558	INTERMITTENT WIPER RELAY

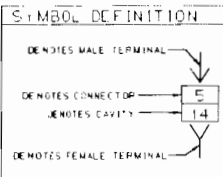
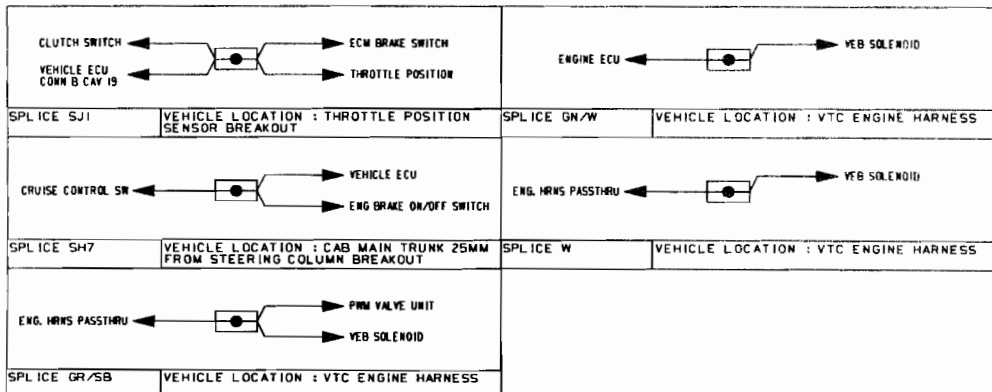
**CONNECTOR 11
ENGINE HARNESS CONNECTOR**

TABLE OF CONTENTS		
CAVITY	CIRCUIT	FUNCTION
33	GN/W	VEB SOLENOID RETURN



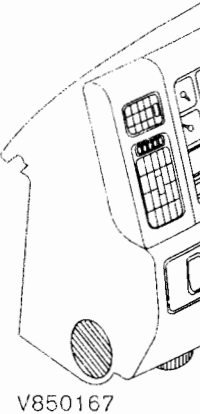
**CONNECTOR 6
SPLICE PACK O**

TABLE OF CONTENTS		
CAVITY	CIRCUIT	FUNCTION
A	O	GROUND
F	OD-G	GROUND

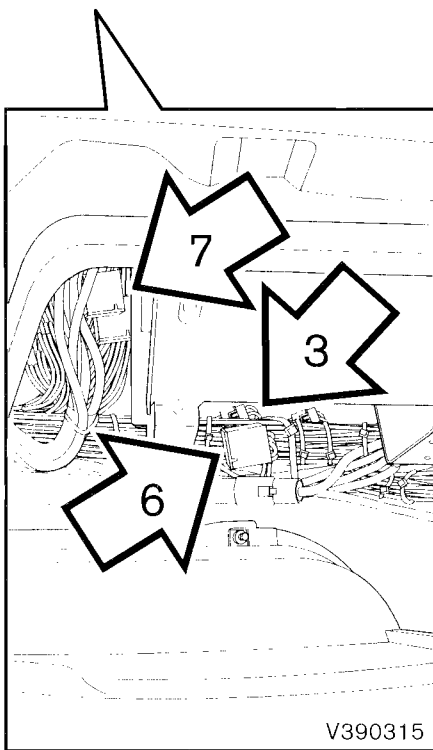
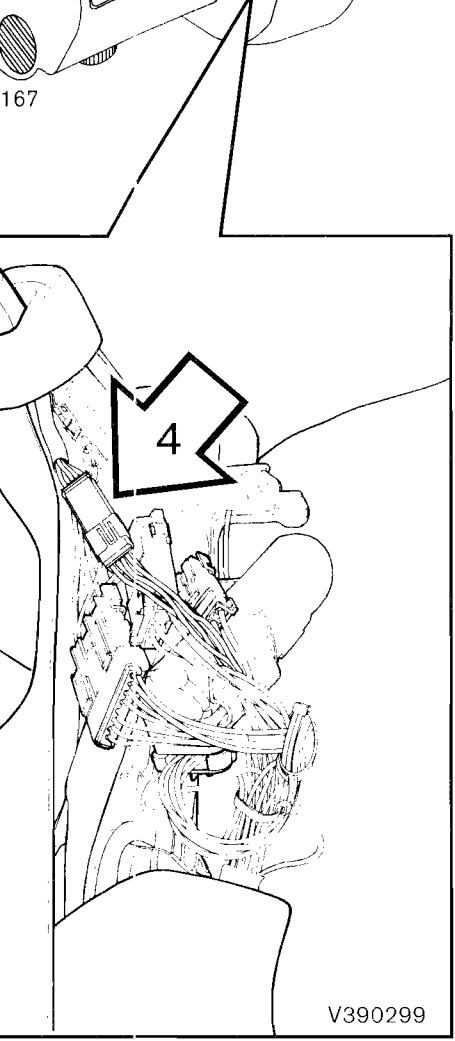
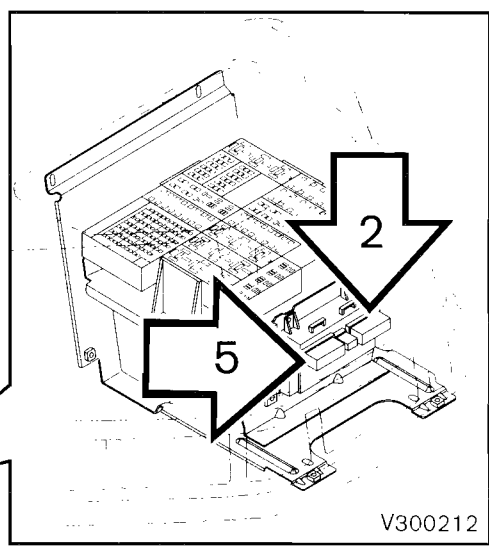
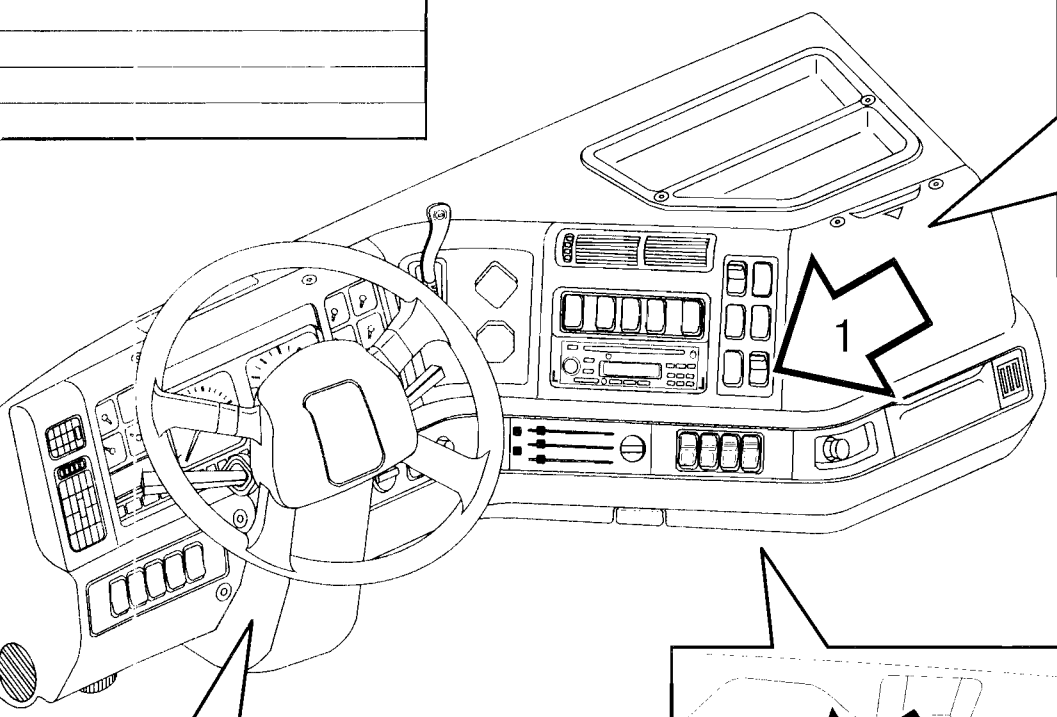


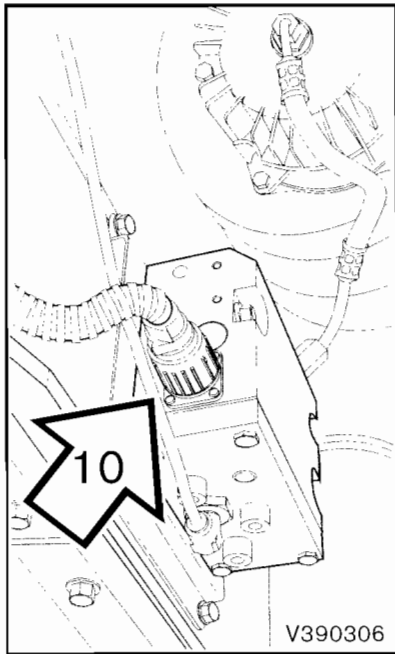
CHANGE

DATE	DESCRIPTION

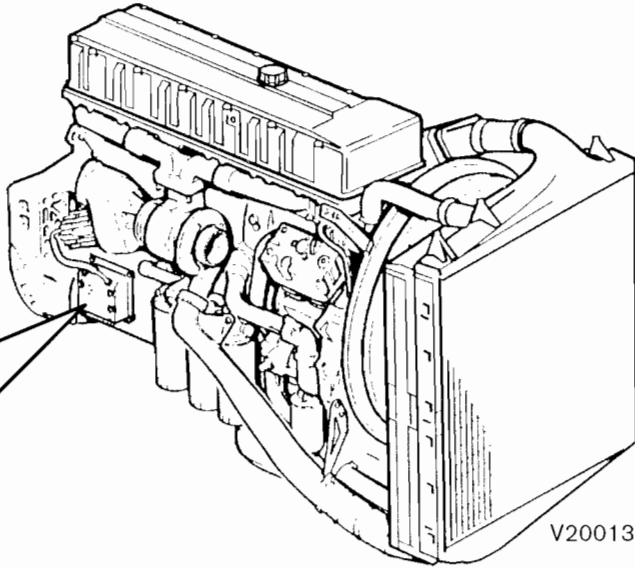


CHANGE HISTORY
DESCRIPTION

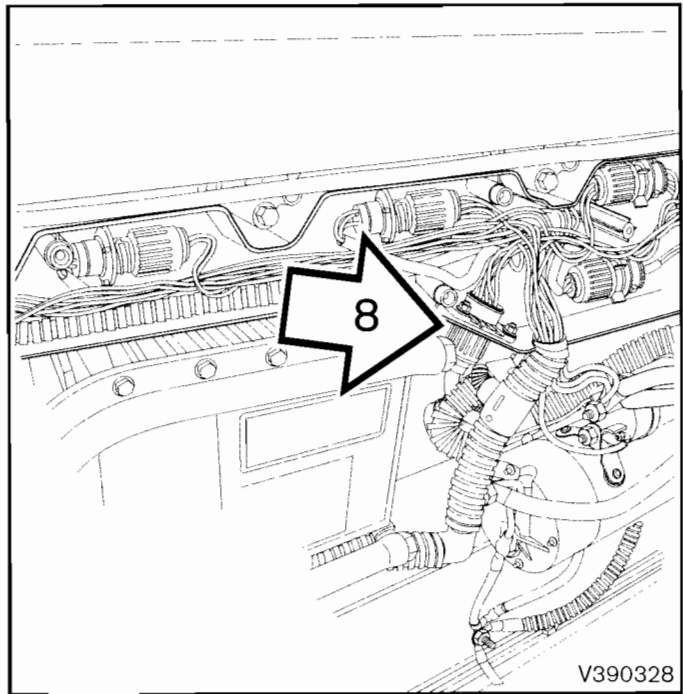




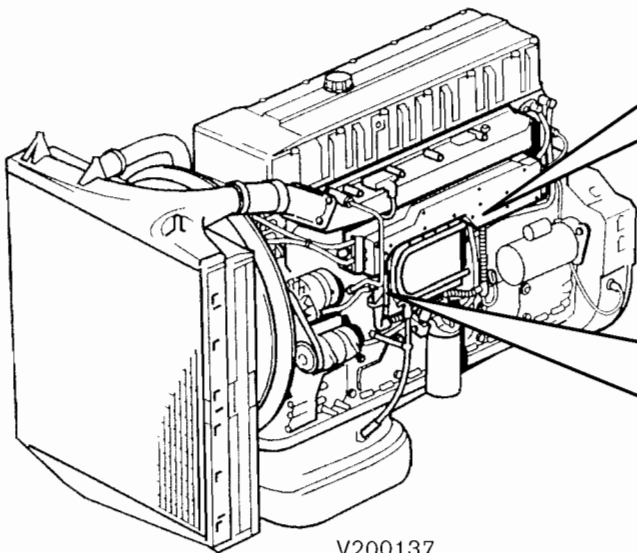
V390306



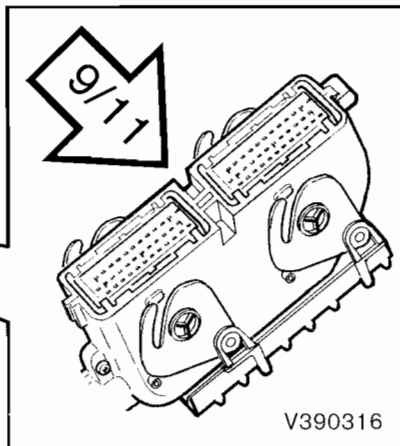
V200138



V390328



V200137



V390316