


# Service Manual Trucks

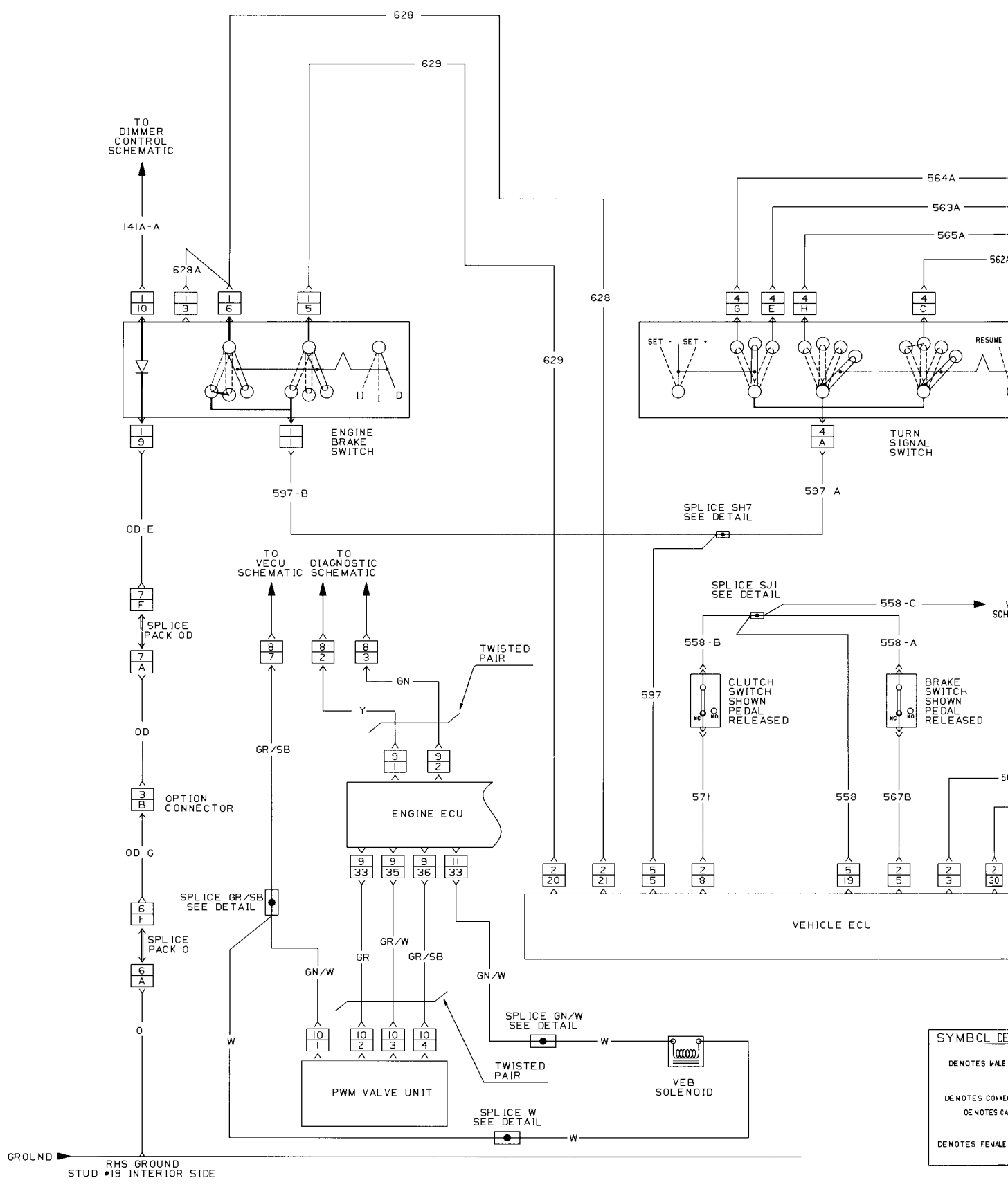
Group **37**

Electrical Schematic:  
Engine Brake/CC,  
VOLVO D12B

VN


From Build Date 2.98





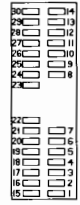
Engine Brake/CC, VOLVO D12B - VN

CONNECTOR AND SPLICE INFORMATION  
CONNECTORS VIEWED FROM CABLE ENTRY



**CONNECTOR 1  
ENGINE BRAKE SWITCH**

CAVITY	CIRCUIT	FUNCTION
1	597-B	ON/OFF SWITCH FEED
3	628A	EXHAUST BRAKE FEED
5	629	MEDIUM FEED (VCB)
6	628/628A	LOW FEED (EPG)
9	OD-E	GROUND
10	141A-A	DASH ILLUMINATION



**CONNECTOR 2  
VEHICLE ECU CONNECTOR A**

CAVITY	CIRCUIT	FUNCTION
1	564A	CRUISE CONTROL "SET -"
2	563A	CRUISE CONTROL "SET +"
3	562A	CRUISE CONTROL "ON"
5	567B	BRAKE SWITCH INPUT
8	571	CLUTCH SWITCH INPUT
20	629	LOW FEED (VCB)
21	628	MEDIUM FEED (EPG)
30	565A	CRUISE CONTROL "RESUME"



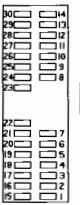
**CONNECTOR 3  
OPTION CONNECTOR**

CAVITY	CIRCUIT	FUNCTION
A	OD	GROUND



**CONNECTOR 4  
CRUISE CONTROL**

CAVITY	CIRCUIT	FUNCTION
A	597-A	COMMON
C	562A	"ON"
E	563A	SET +
G	564A	SET -
H	565A	RESUME



**CONNECTOR 5  
VEHICLE ECU CONNECTOR B**

CAVITY	CIRCUIT	FUNCTION
5	597	12 VOLT SUPPLY
19	558	INTERMITTENT WIPER RELAY



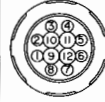
**CONNECTOR 6  
SPLICE PACK O**

CAVITY	CIRCUIT	FUNCTION
A	O	GROUND
F	OD-G	GROUND



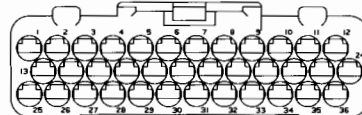
**CONNECTOR 7  
SPLICE PACK OD**

CAVITY	CIRCUIT	FUNCTION
A	OD	GROUND
F	OD-E	GROUND




**CONNECTOR 8  
ENGINE HARNESS CONNECTOR**

CAVITY	CIRCUIT	FUNCTION
2	Y	J1939 CAN-H
3	GN	J1939 CAN-L
7	GR/SB	EMS "B" SUPPLY +12V



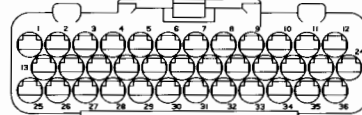
**CONNECTOR 9  
ENGINE HARNESS CONNECTOR**

CAVITY	CIRCUIT	FUNCTION
1	Y	J1939 CAN-H
2	GN	J1939 CAN-L
33	GR	PWM VALVE UNIT COMMON
35	GR/W	PWM VALVE UNIT EP2 RETURN
36	GR/SB	PWM VALVE UNIT EP2 RETURN



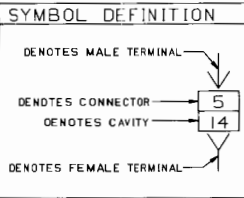
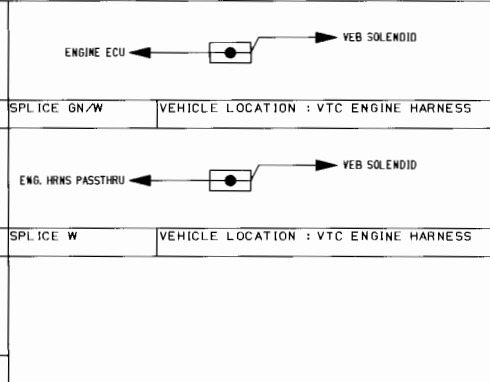
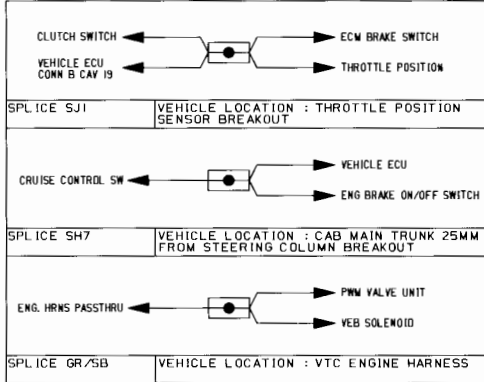
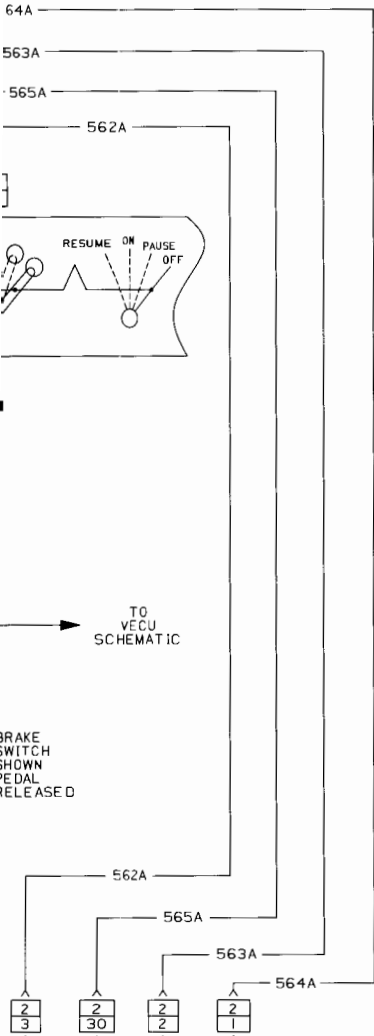
**CONNECTOR 10  
ENGINE HARNESS CONNECTOR**

CAVITY	CIRCUIT	FUNCTION
1	GN/W	J1939 CAN-H
2	GR	J1939 CAN-L
3	GR/W	PWM VALVE UNIT COMMON
4	GR/SB	PWM VALVE UNIT EP2 RETURN

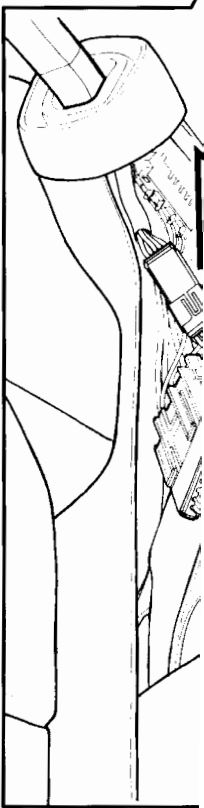
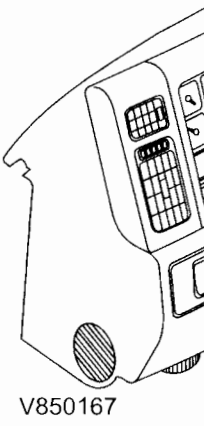


**CONNECTOR 11  
ENGINE HARNESS CONNECTOR**

CAVITY	CIRCUIT	FUNCTION
33	GN/W	VEB SOLENOID RETURN



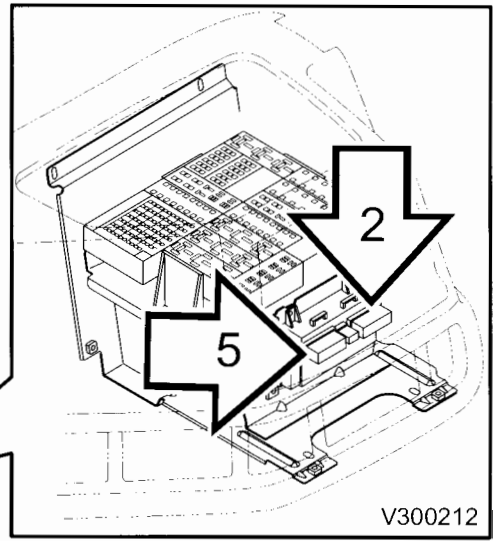
EFFECTIVE DATE	DESCRIPTION
9/99	CORRECTED CO



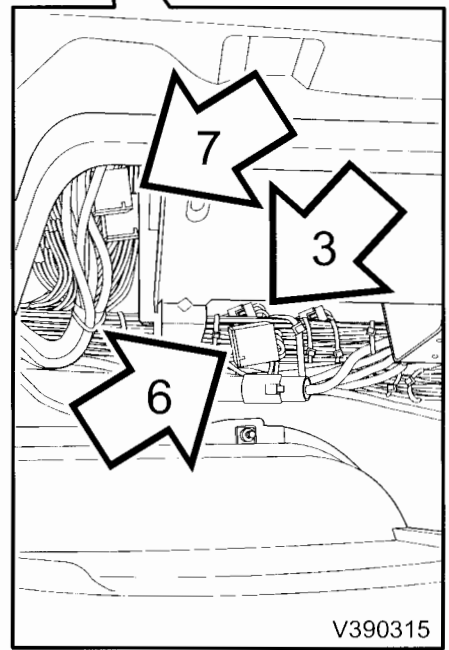
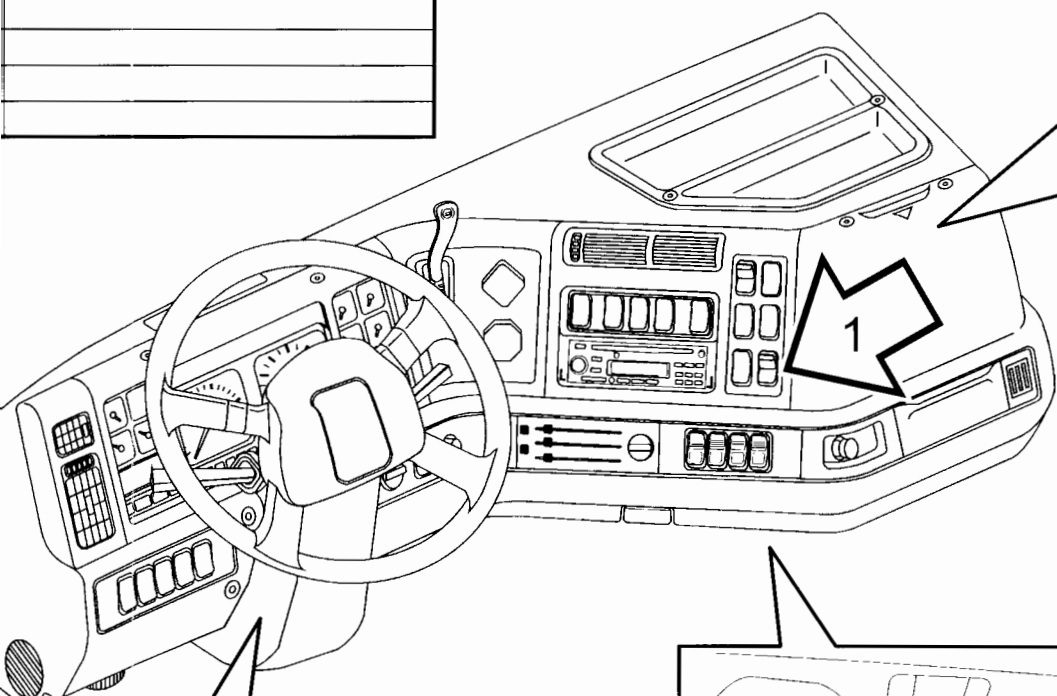
**CHANGE HISTORY**

DESCRIPTION

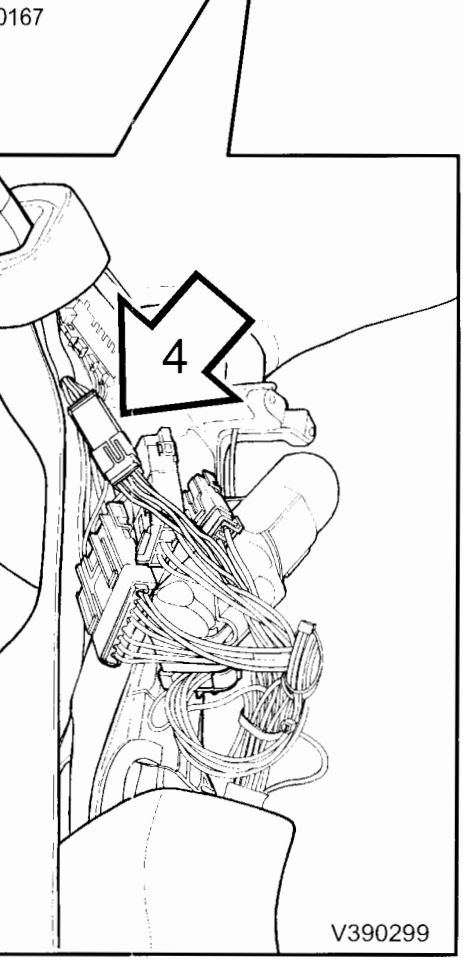
CORRECTED CONNECTOR 1 AND 2 CAVITY DATA

V300212



V390315



V390299

0167

