


Service Manual Trucks

Group **37**

Electrical Schematic:
Cigar Lighter/Power Supply Sockets

VN 420, 610, 770

From Build Date 5.99



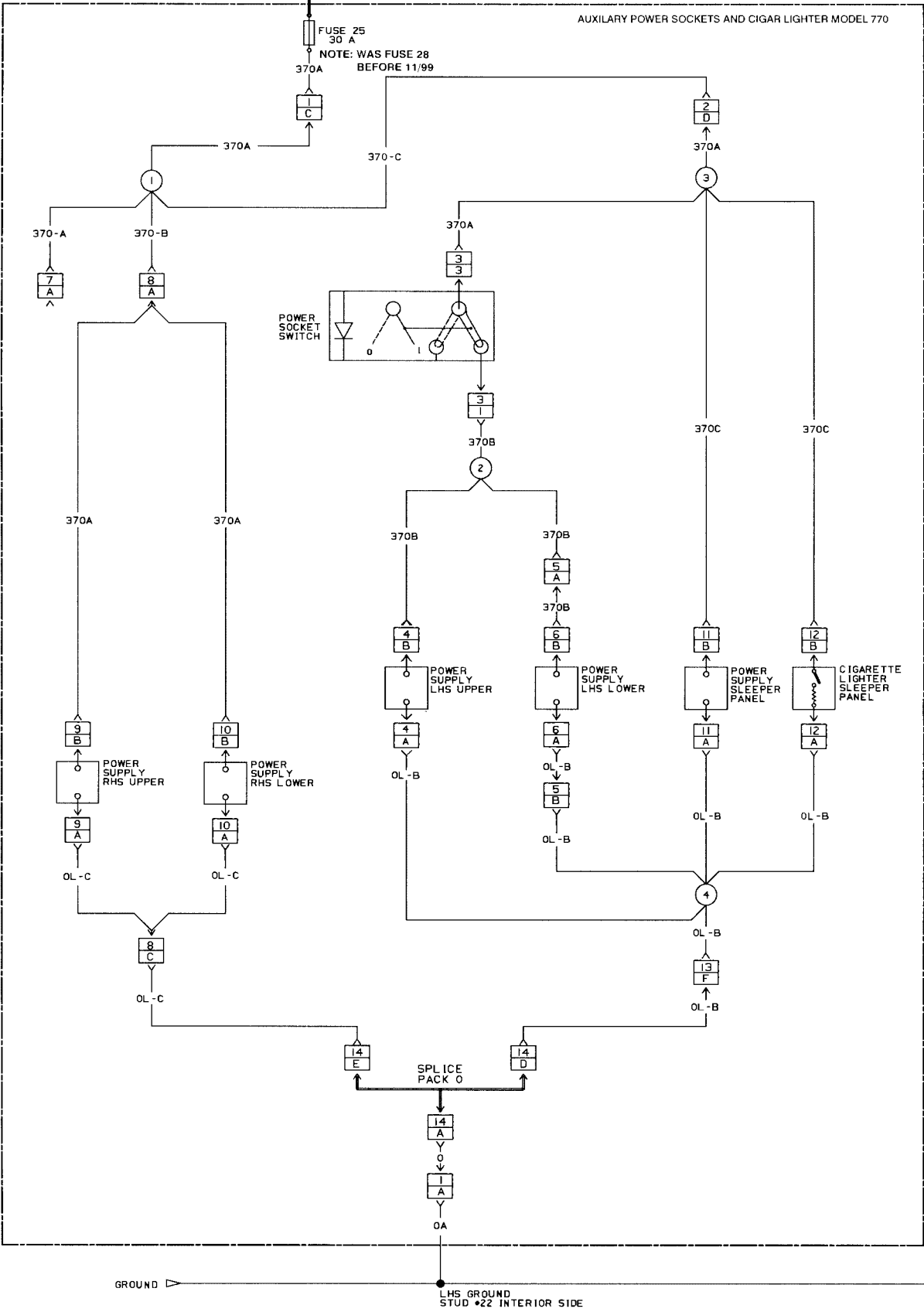
PV776-370-99046/2

VOLVO

BATTERY 12 VOLT
IGNITION 12 VOLT
ACCESSORY 12 VOLT

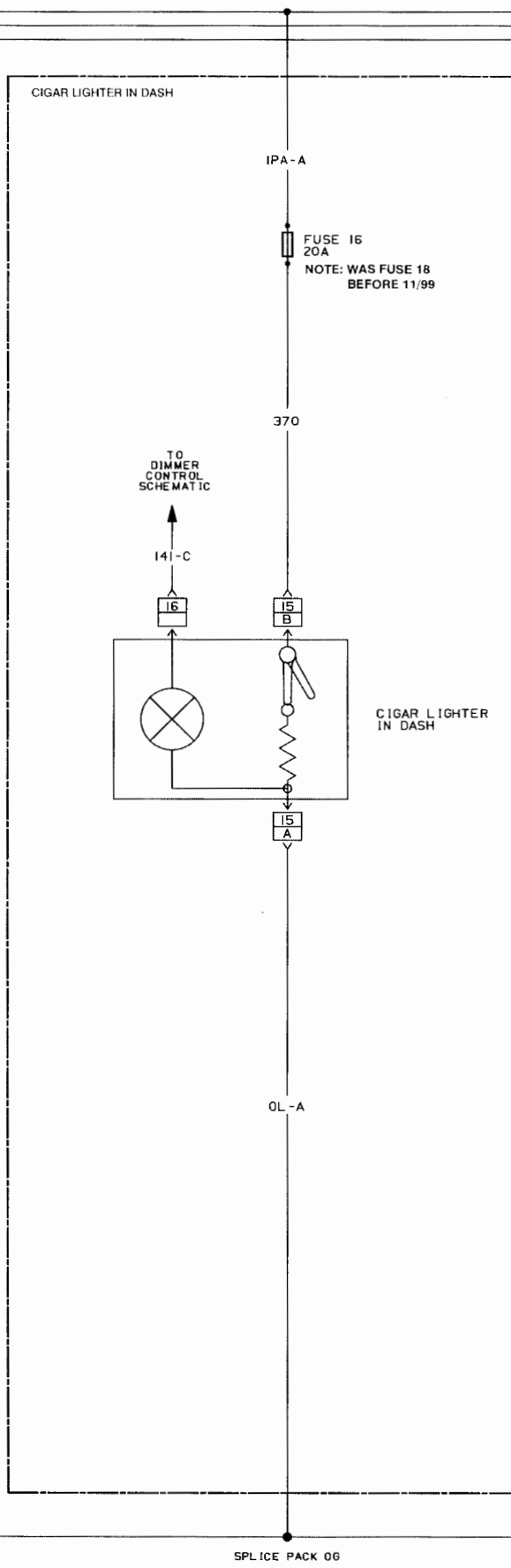
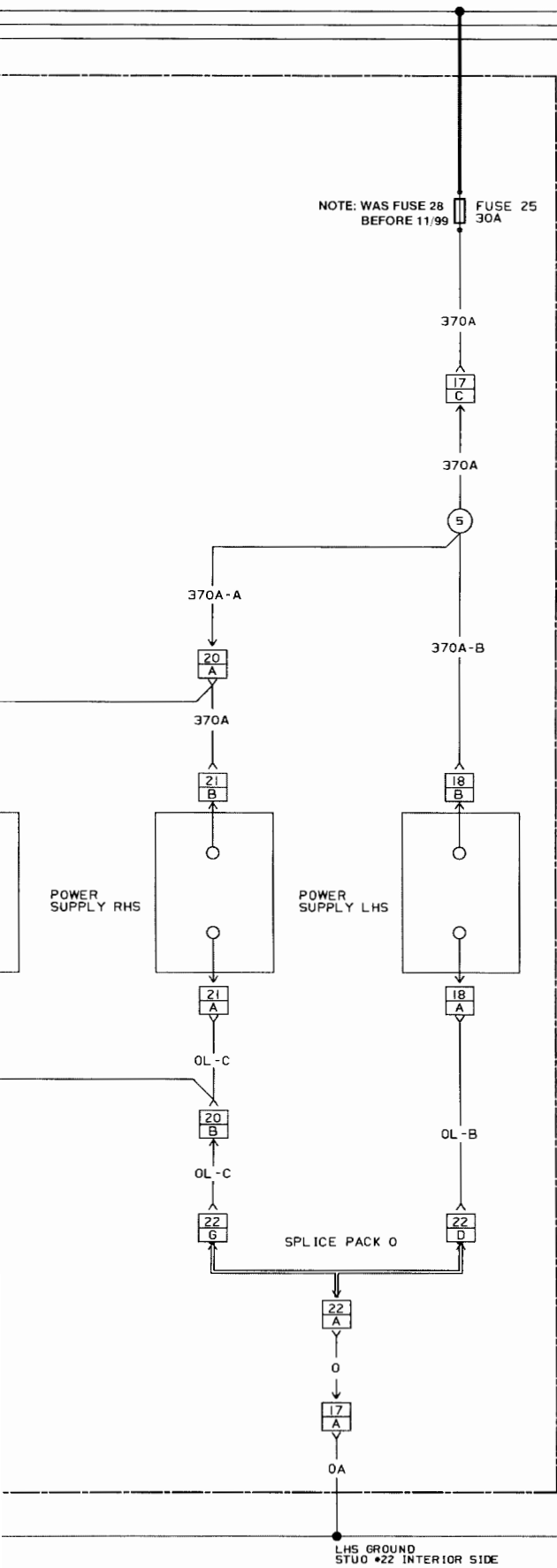
AUXILIARY POWER SOCKETS AND CIGAR LIGHTER MODEL 770

CIGAR LIGHTER, MODEL 420




CIGAR LIGHTER LHS

Cigar Lighter/Power Supply Sockets - VN 420, 610, 770




CONNECTOR AND SPLICE INFORMATION
CONNECTORS VIEWED FROM CABLE ENTRY



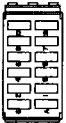
**CONNECTOR 1
MAIN CAB HARNESS TO BUNK HARNESS**

TABLE OF CONTENTS		
CAVITY	CIRCUIT	FUNCTION
A	0A	GROUND
C	370A	12 VOLT SUPPLY




**CONNECTOR 2
BUNK HARNESS TO
HARNESS, LEFT REAR**

TABLE OF CONTENTS		
CAVITY	CIRCUIT	FUNCTION
D	370-C	12 VOLT SUPPLY




**CONNECTOR 3
LEFT REAR HARNESS
TO SWITCH**

TABLE OF CONTENTS		
CAVITY	CIRCUIT	FUNCTION
I	370B	12 VOLT SUPPLY
3	370A	12 VOLT SUPPLY




**CONNECTOR 4
POWER SUPPLY
(KITCHEN) LHS**

TABLE OF CONTENTS		
CAVITY	CIRCUIT	FUNCTION
A	0L-B	GROUND
B	370B	12 VOLT SUPPLY




**CONNECTOR 5
SPLICE-IN CONNECTOR
FOR SINK PUMP**

TABLE OF CONTENTS		
CAVITY	CIRCUIT	FUNCTION
A	370B	12 VOLT SUPPLY
B	0L-B	GROUND




**CONNECTOR 6
POWER SUPPLY
(REFRIGERATOR) LHS**

TABLE OF CONTENTS		
CAVITY	CIRCUIT	FUNCTION
A	0L-B	GROUND
B	370B	12 VOLT SUPPLY




**CONNECTOR 7
LUGGAGE COMPARTMENT OPTION
CONNECTOR**

TABLE OF CONTENTS		
CAVITY	CIRCUIT	FUNCTION
A	370-A	12 VOLT SUPPLY




**CONNECTOR 8
BUNK HARNESS TO
HARNESS, RIGHT REAR**

TABLE OF CONTENTS		
CAVITY	CIRCUIT	FUNCTION
A	370-B	12 VOLT SUPPLY
C	0L-C	GROUND




**CONNECTOR 9
POWER SUPPLY
(TV) RHS**

TABLE OF CONTENTS		
CAVITY	CIRCUIT	FUNCTION
A	0L-C	GROUND
B	370A	12 VOLT SUPPLY




**CONNECTOR 10
POWER SUPPLY
(VCR) RHS**

TABLE OF CONTENTS		
CAVITY	CIRCUIT	FUNCTION
A	0L-C	GROUND
B	370A	12 VOLT SUPPLY




**CONNECTOR 11
POWER SUPPLY
(SLEEPER CONTROL PANEL)**

TABLE OF CONTENTS		
CAVITY	CIRCUIT	FUNCTION
A	0L-B	GROUND
B	370C	12 VOLT SUPPLY




**CONNECTOR 12
CIGARETTE LIGHTER
(SLEEPER CONTROL PANEL)**

TABLE OF CONTENTS		
CAVITY	CIRCUIT	FUNCTION
A	0L-B	GROUND
B	370C	12 VOLT SUPPLY




**CONNECTOR 13
SLEEPER CONTROL PANEL
HARNESS TO BUNK HARNESS**

TABLE OF CONTENTS		
CAVITY	CIRCUIT	FUNCTION
F	0L-B	GROUND




**CONNECTOR 14
SPLICE PACK 0**

TABLE OF CONTENTS		
CAVITY	CIRCUIT	FUNCTION
A	0	GROUND
D	0L-B	GROUND
E	0L-C	GROUND




**CONNECTOR 15
CIGAR LIGHTER IN OASH**

TABLE OF CONTENTS		
CAVITY	CIRCUIT	FUNCTION
A	370	12 VOLT SUPPLY
B	0L-A	GROUND




**CONNECTOR 16
CIGAR LIGHTER IN OASH**

TABLE OF CONTENTS		
CAVITY	CIRCUIT	FUNCTION
A	141-C	DIMMER CDNTRL




**CONNECTOR 17
CAB HARNESS TO BUNK HARNESS**

TABLE OF CONTENTS		
CAVITY	CIRCUIT	FUNCTION
A	0A	GROUND
C	370A	12 VOLT SUPPLY




**CONNECTOR 18
POWER SUPPLY LHS**

TABLE OF CONTENTS		
CAVITY	CIRCUIT	FUNCTION
A	0L-B	GROUND
B	370A	12 VOLT SUPPLY




**CONNECTOR 19
POWER SUPPLY (CIGAR LIGHTER) LHS**

TABLE OF CONTENTS		
CAVITY	CIRCUIT	FUNCTION
A	0L-B	GROUND
B	370B	12 VOLT SUPPLY




**CONNECTOR 20
OVERHEAD BUNK HARNESS**

TABLE OF CONTENTS		
CAVITY	CIRCUIT	FUNCTION
A	370B/370A	12 VOLT SUPPLY
B	0L-C	GROUND



**CONNECTOR 21
POWER SUPPLY RHS**

TABLE OF CONTENTS		
CAVITY	CIRCUIT	FUNCTION
A	0L-C	GROUND
B	370B	12 VOLT SUPPLY



**CONNECTOR 22
SPLICE PACK 0**

TABLE OF CONTENTS		
CAVITY	CIRCUIT	FUNCTION
A	0	GROUND
D	0L-B	GROUND
G	0L-C	GROUND

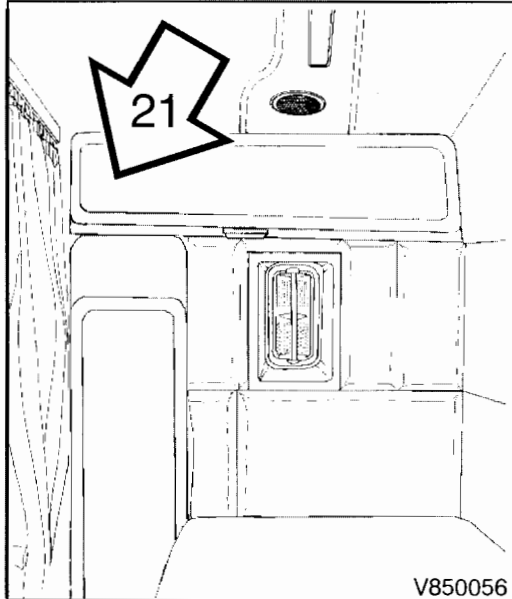
EFFECTIVE DATE	DESCRIPTION
11/99	FUSE CHANGE

SPLICE LOCATIONS		
SPLICE	HARNESS	LENGTH
1	BUNK	540MM
2	LEFT REAR	50MM
3	LEFT REAR	350MM
4	LEFT REAR	100MM
5	BUNK	700MM

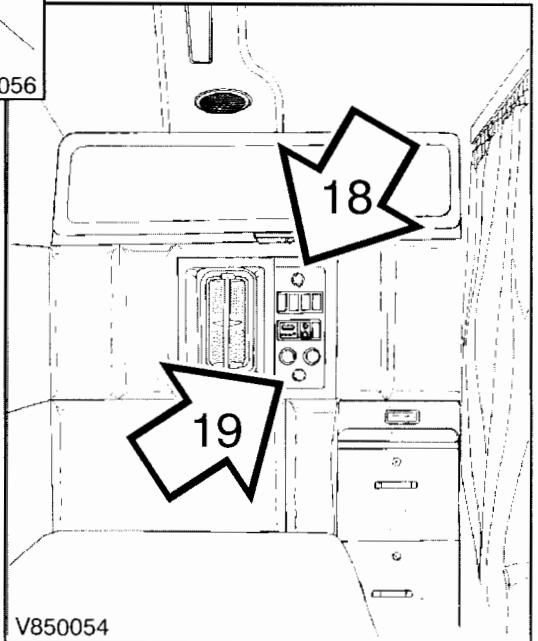
SYM	DESCRIPTION

CHANGE HISTORY

EFFECTIVE DATE	DESCRIPTION
11/99	FUSE CHANGE

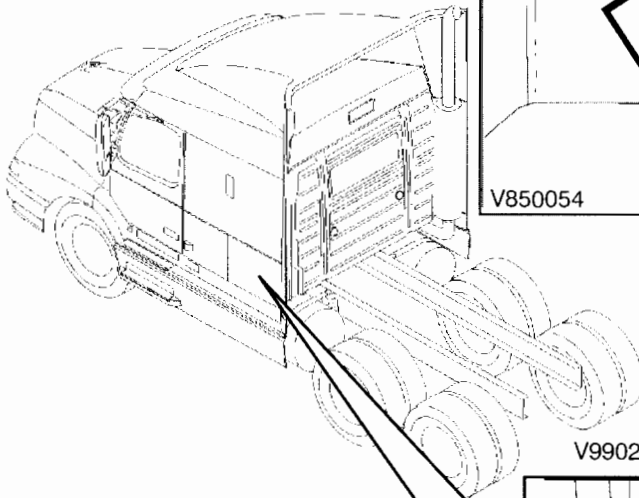
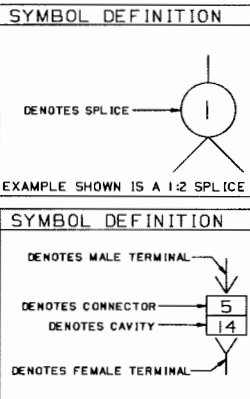


V850056

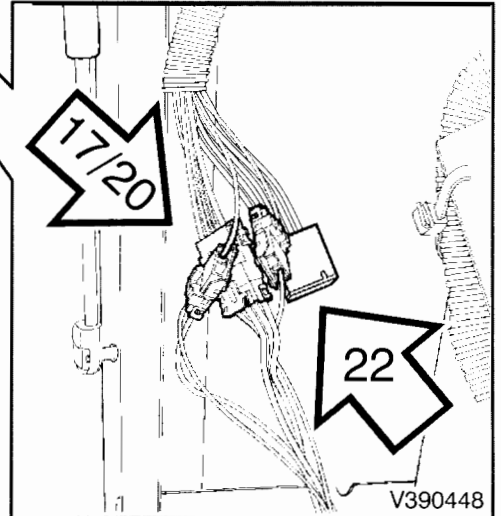


V850054

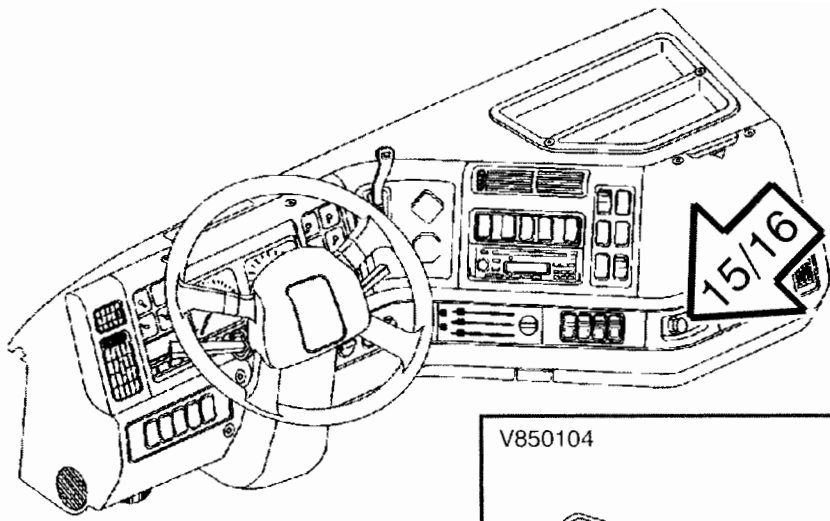
SPLICE LOCATION CHART		
SPLICE	HARNESS	LOCATION
1	BUNK	540MM FROM CAB HARNESS CONN.
2	LEFT REAR	50MM FROM REFRIG. BREAKOUT
3	LEFT REAR	350MM FROM CIGAR LIGHTER CONN.
4	LEFT REAR	100MM FROM REFRIG. BREAKOUT
5	BUNK	700MM FROM BUNK FAN SWITCH



V990247



V390448



V850167

