


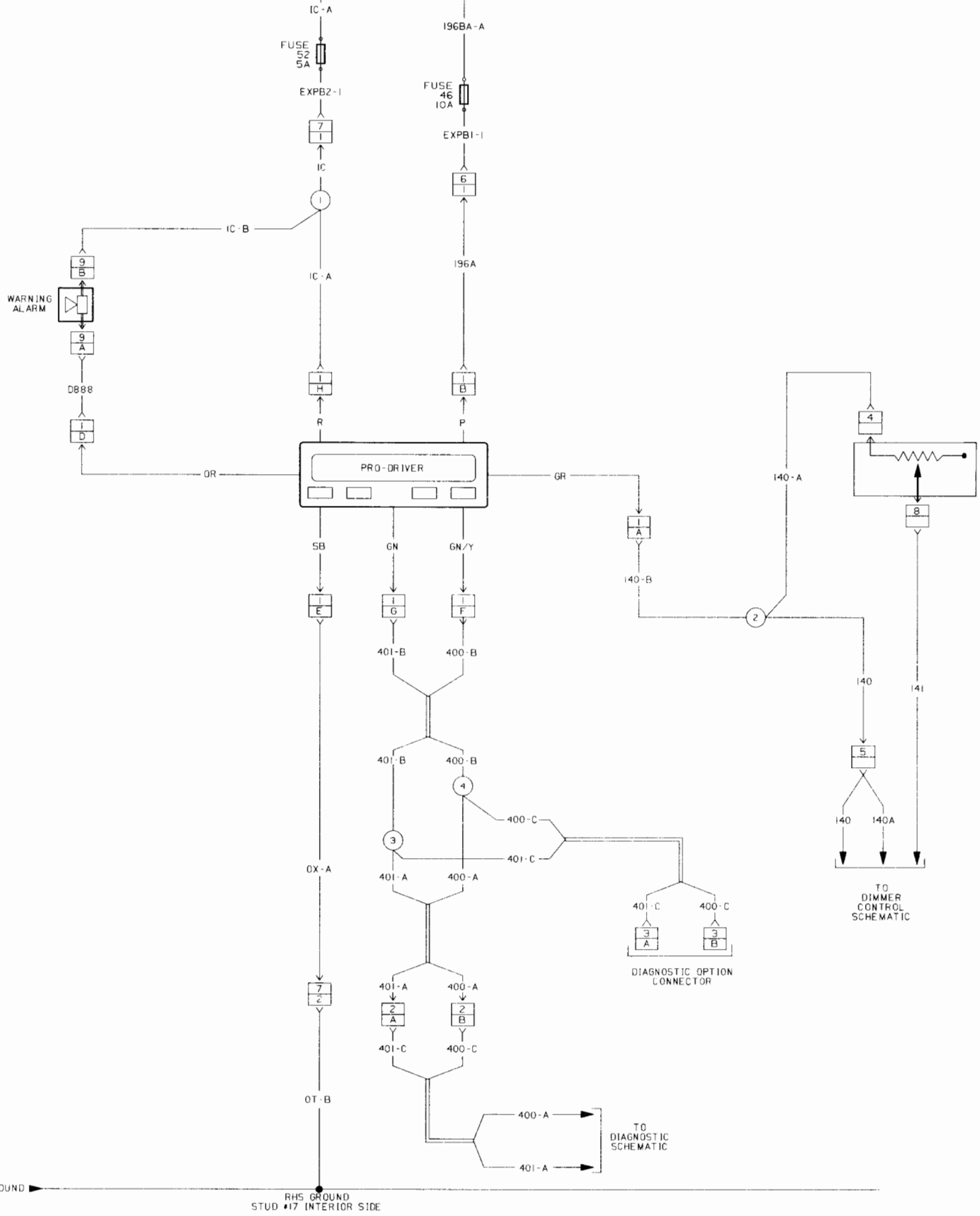
Service Manual Trucks

Group **37**
Electrical Schematic:
Pro-Driver Display

VN
From Build Date 5.99



BATTERY 12 VOLT
 IGNITION 12 VOLT
 ACCESSORY 12 VOLT



Pro-Driver Display - VN

EFFECTIVE DATE	DESCRIPTION

CONNECTOR AND SPLICE INFORMATION
CONNECTORS VIEWED FROM CABLE ENTRY

CONNECTOR 1
PRO-DRIVER

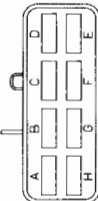


TABLE OF CONTENTS		
CAVITY	CIRCUIT	FUNCTION
A	140-B	PANEL LAMP
B	196A	12 VOLT SUPPLY IGNITION
D	D888	WARNING ALARM
E	OX-A	GROUND
F	400-B	NONINVERTED DATA LINK (1-)
G	401-B	INVERTED DATA LINK (-)
H	1C-A	12 VOLT SUPPLY BATTERY

CONNECTOR 2
DIAGNOSTIC OPTION CONNECTOR
MAIN CAB




TABLE OF CONTENTS		
CAVITY	CIRCUIT	FUNCTION
A	401-C	INVERTED DATA LINK (-)
B	400-C	NONINVERTED DATA LINK (1-)

CONNECTOR 3
DIAGNOSTIC OPTION CONNECTOR
MAIN CAB




TABLE OF CONTENTS		
CAVITY	CIRCUIT	FUNCTION
A	401-C	INVERTED DATA LINK (-)
B	400-C	NONINVERTED DATA LINK (1-)

CONNECTOR 4
RHEOSTAT CONNECTOR




TABLE OF CONTENTS		
CAVITY	CIRCUIT	FUNCTION
	140-A	PANEL LAMP FEED

CONNECTOR 5
MAIN CAB CONNECTOR




TABLE OF CONTENTS		
CAVITY	CIRCUIT	FUNCTION
	140	PANEL LAMP FEED

CONNECTOR 6
POWERPOINT CONNECTOR B1-1




TABLE OF CONTENTS		
CAVITY	CIRCUIT	FUNCTION
1	196A	12 VOLT SUPPLY (IGNITION)

CONNECTOR 7
POWERPOINT CONNECTOR B2-1




TABLE OF CONTENTS		
CAVITY	CIRCUIT	FUNCTION
1	1C	12 VOLT SUPPLY (BATTERY)
2	OX-A	GROUND

CONNECTOR 8
RHEOSTAT CONNECTOR




TABLE OF CONTENTS		
CAVITY	CIRCUIT	FUNCTION
	141	PANEL LAMP FEED

CONNECTOR 9
WARNING ALARM CONNECTOR





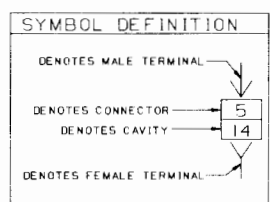
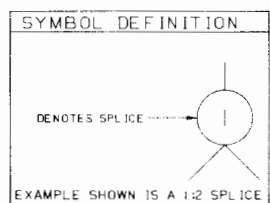
TABLE OF CONTENTS		
CAVITY	CIRCUIT	FUNCTION
A	D888	WARNING ALARM
B	1C-B	12 VOLT SUPPLY BATTERY



⎓ DENOTES TWISTED PAIR.

WIRE COLOUR CHART:
 R RED
 OR ORANGE
 GN GREEN
 P PINK
 GR GRAY
 SB BLACK
 GN/Y GREEN W/YELLOW STRIPE

SPLICE LOCATION CHART		
SPLICE	HARNESS	LOCATION
1	PRO-DRIVER	705MM FROM RHEOSTAT CONN.
2	PRO-DRIVER	240MM FROM RHEOSTAT CONN.
3	PRO-DRIVER	120MM FROM DIAG. OPT. CONN.
4	PRO-DRIVER	170MM FROM DIAG. OPT. CONN.



CHANGE HISTORY

DESCRIPTION

