


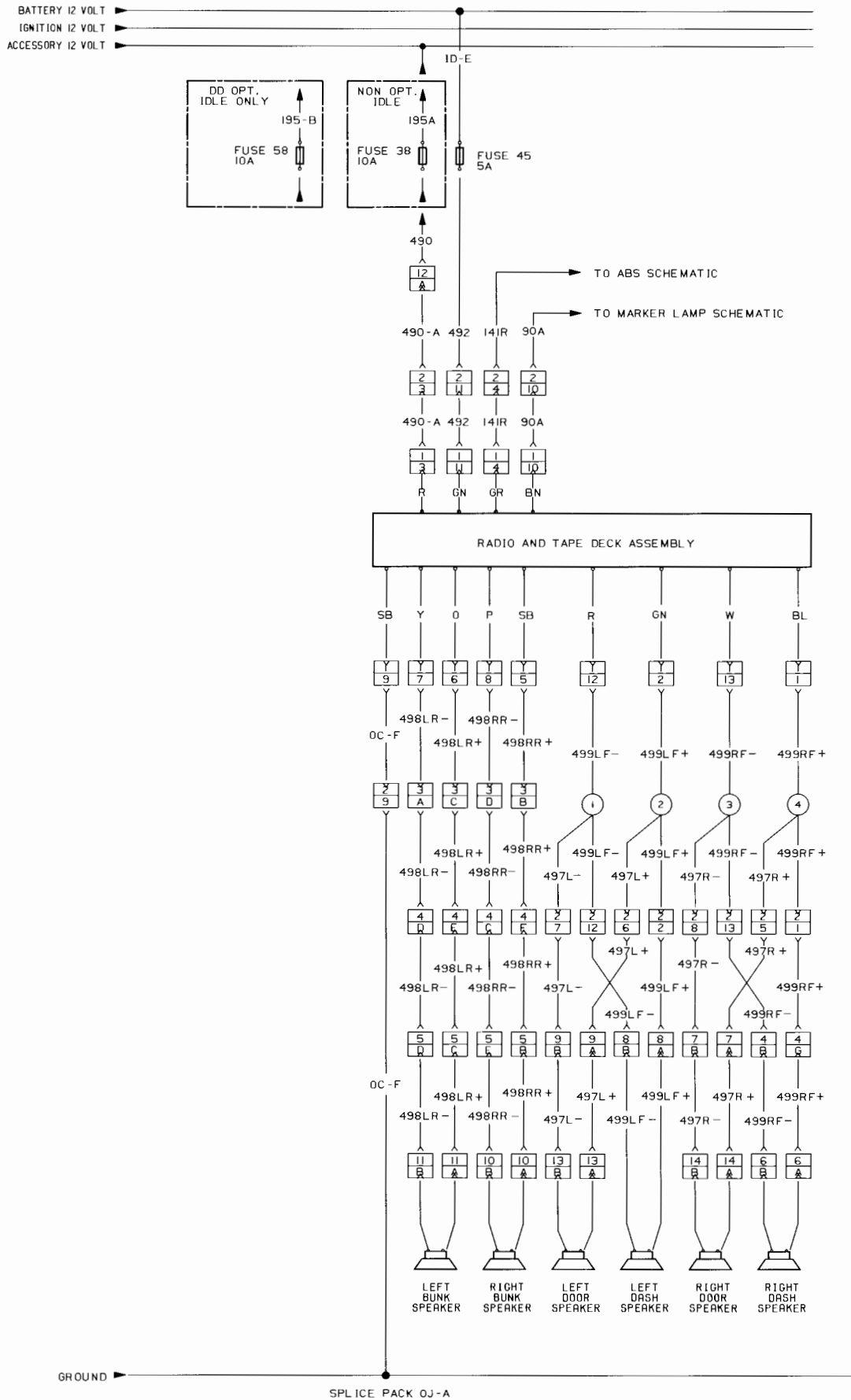
# Service Manual Trucks

Group **37**

Electrical Schematic:  
In-dash Radio,  
6 Speakers

VNL, VNM  
From Build Date 5.99

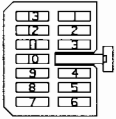




Radio (in Dash), 6 Speakers - VNL, VNM

CONNECTOR AND SPLICE INFORMATION  
CONNECTORS VIEWED FROM CABLE ENTRY

CONNECTOR 1  
JUMPER HARNESS TO RADIO



CAVITY	CIRCUIT	FUNCTION
1	499RF+	RHS DASH SPEAKER
2	499LF+	LHS DASH SPEAKER
3	490-A	12 VOLT SUPPLY
4	141R	DIMMER CONTROL
5	498RR+	RHS DOOR SPEAKER
6	498LR+	LHS DOOR SPEAKER
7	499LR-	LHS DOOR SPEAKER
8	498RR-	RHS DOOR SPEAKER
9	0C-F	GROUND
10	90A	LAMP CONTROL
11	492	12 VOLT SUPPLY
12	499LF-	LHS DASH SPEAKER
13	499RF-	RHS DASH SPEAKER

CONNECTOR 11  
LEFT BUNK SPEAKER



CAVITY	CIRCUIT	FUNCTION
A	498LR+	LHS BUNK SPEAKER
B	498LR-	LHS BUNK SPEAKER

CONNECTOR 12  
OPTION CONNECTOR 1



CAVITY	CIRCUIT	FUNCTION
A	490	12 VOLT SUPPLY

CONNECTOR 13  
LEFT DOOR SPEAKER



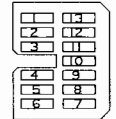
CAVITY	CIRCUIT	FUNCTION
A	497L+	LHS DOOR SPEAKER
B	497L-	LHS DOOR SPEAKER

CONNECTOR 14  
RIGHT DOOR SPEAKER



CAVITY	CIRCUIT	FUNCTION
A	497R+	RHS DOOR SPEAKER
B	497R-	RHS DOOR SPEAKER

CONNECTOR 2  
JUMPER HARNESS TO CAB HARNESS



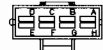
CAVITY	CIRCUIT	FUNCTION
1	499RF+	RHS DASH SPEAKER
2	499LF+	LHS DASH SPEAKER
3	490-A	12 VOLT SUPPLY
4	141R	DIMMER CONTROL
5	497R+	RHS DOOR SPEAKER
6	497L+	LHS DOOR SPEAKER
7	497L-	LHS DOOR SPEAKER
8	497R-	RHS DOOR SPEAKER
9	0C-F	GROUND
10	90A	LAMP CONTROL
11	492	12 VOLT SUPPLY
12	499LF-	LHS DASH SPEAKER
13	499RF-	RHS DASH SPEAKER

CONNECTOR 3  
JUMPER HARNESS TO CAB HARNESS



CAVITY	CIRCUIT	FUNCTION
A	498LR+	FEED TO SPEAKER
B	498RR+	FEED TO SPEAKER
C	498LR+	FEED TO SPEAKER
D	498RR-	FEED TO SPEAKER

CONNECTOR 4  
OVERHEAD HARNESS



CAVITY	CIRCUIT	FUNCTION
A	499RF-	RHS DASH SPEAKER
B	498RR-	RHS DASH SPEAKER
C	498LR-	LHS DASH SPEAKER
D	498LR+	LHS DASH SPEAKER
E	498RR+	RHS DASH SPEAKER
F	498RR-	RHS DASH SPEAKER
G	499RF+	RHS DASH SPEAKER

CONNECTOR 5  
OVERHEAD HARNESS TO BUNK HARNESS



CAVITY	CIRCUIT	FUNCTION
A	498RR+	RHS BUNK SPEAKER
B	498LR+	LHS BUNK SPEAKER
C	498LR-	LHS BUNK SPEAKER
D	498RR-	RHS BUNK SPEAKER
E	498RR+	RHS BUNK SPEAKER

CONNECTOR 6  
RIGHT FRONT DASH SPEAKER



CAVITY	CIRCUIT	FUNCTION
A	498RF+	RHS DASH SPEAKER
B	498RF-	RHS DASH SPEAKER

CONNECTOR 7  
RIGHT DOOR SPEAKER



CAVITY	CIRCUIT	FUNCTION
A	497R+	RHS DOOR SPEAKER
B	497R-	RHS DOOR SPEAKER

CONNECTOR 8  
LEFT FRONT DASH SPEAKER



CAVITY	CIRCUIT	FUNCTION
A	499LF+	LHS DASH SPEAKER
B	499LF-	LHS DASH SPEAKER

CONNECTOR 9  
LEFT DOOR SPEAKER



CAVITY	CIRCUIT	FUNCTION
A	497L+	LHS DOOR SPEAKER
B	497L-	LHS DOOR SPEAKER

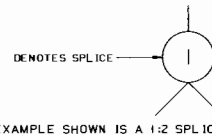
CONNECTOR 10  
RIGHT BUNK SPEAKER



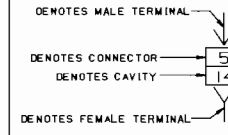
CAVITY	CIRCUIT	FUNCTION
A	498RR+	RHS BUNK SPEAKER
B	498RR-	RHS BUNK SPEAKER

SPLICE	HARNESS	LOCATION
1	SIX SPKR. DASH	225MM FROM CAB HARN. CONN.
2	SIX SPKR. DASH	275MM FROM CAB HARN. CONN.
3	SIX SPKR. DASH	125MM FROM CAB HARN. CONN.
4	SIX SPKR. DASH	175MM FROM CAB HARN. CONN.

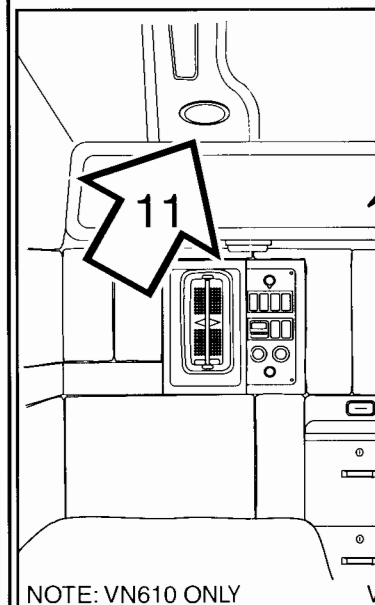

SYMBOL DEFINITION



SYMBOL DEFINITION



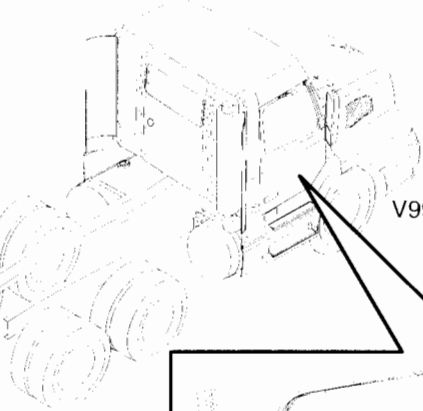
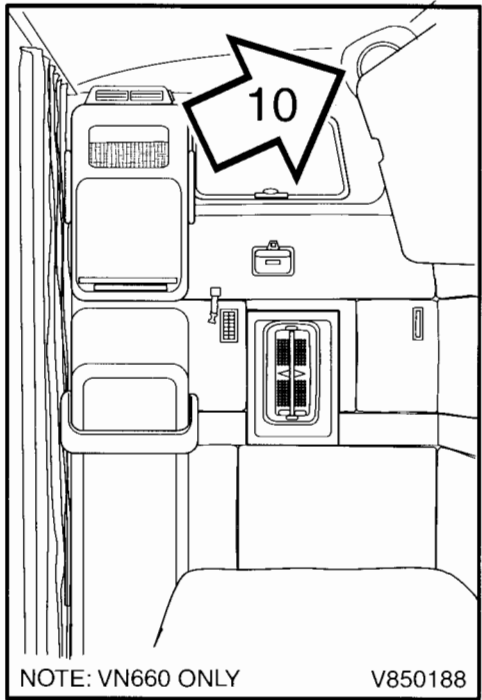
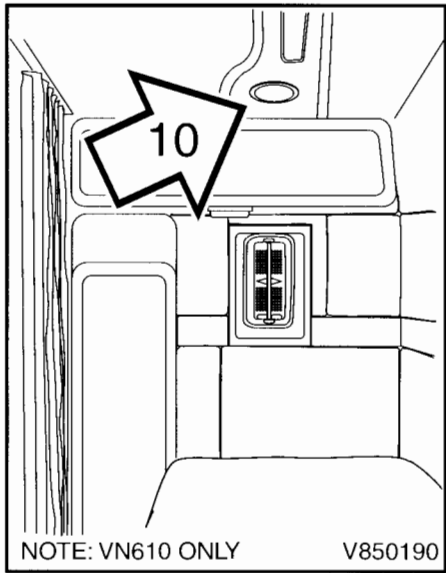
EFFECTIVE DATE	DESCRIPTION
1/99	ADDED VN660 CONNECTOR LOCATIONS



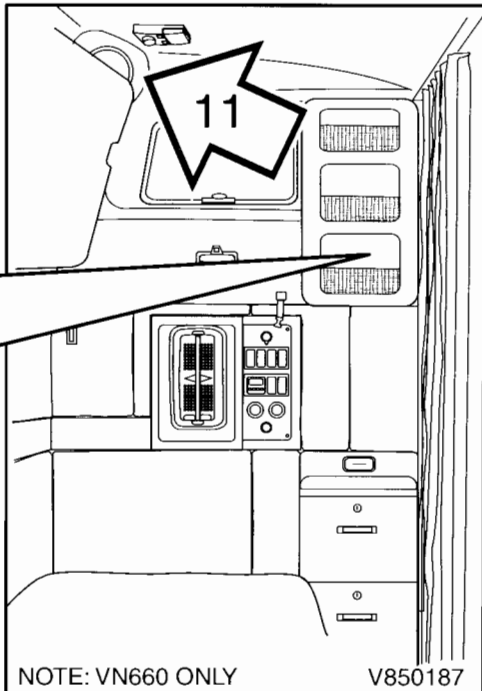
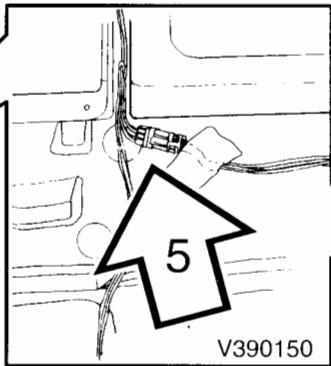
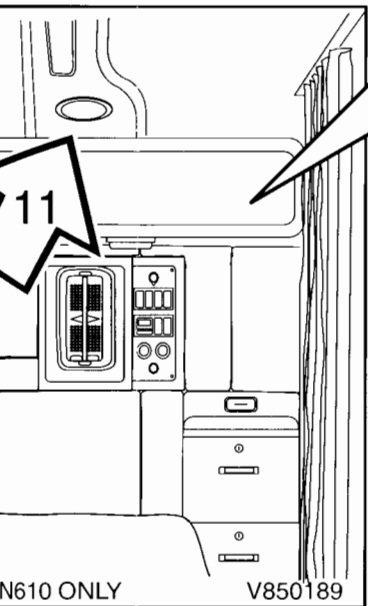
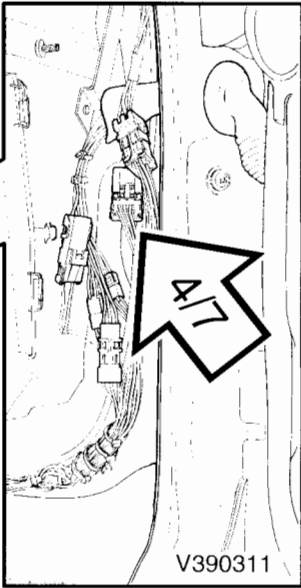
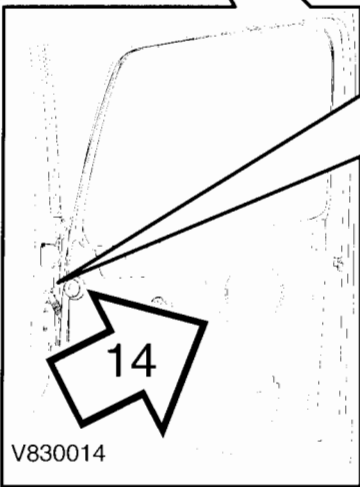
Schematic #20370107.01

NOTE: VN610 ONLY

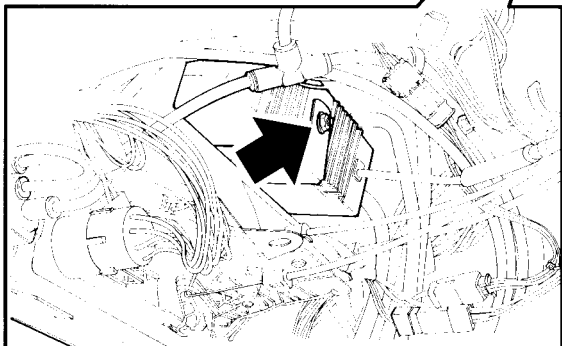
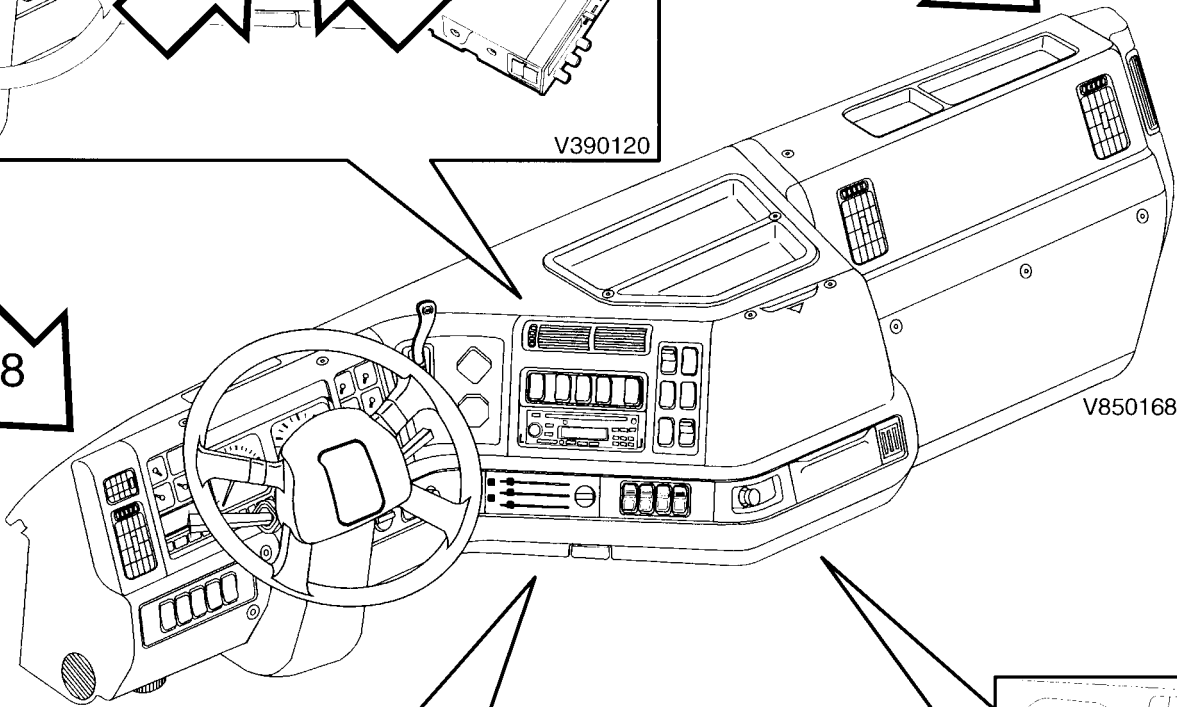


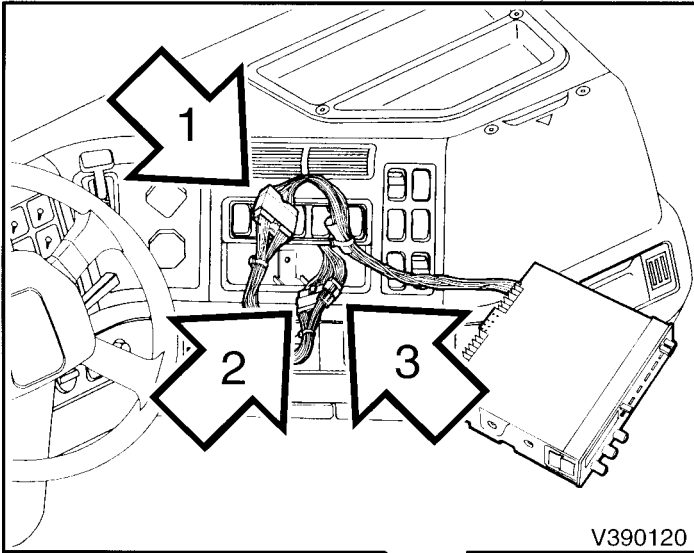
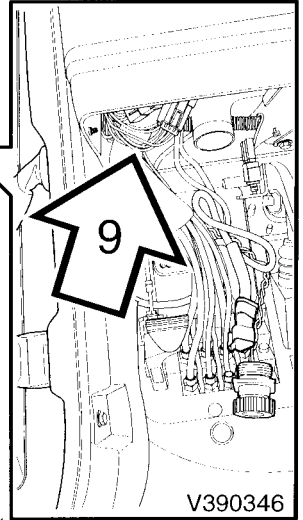
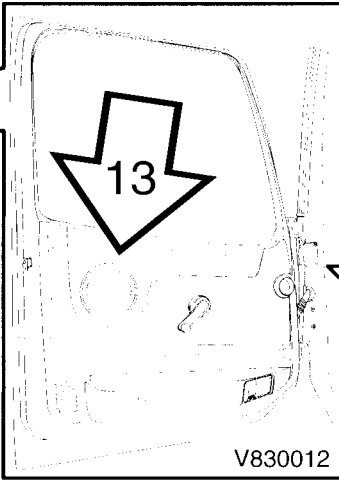
CHANGE HISTORY
DESCRIPTION
ADDED VN660 CONNECTOR LOCATIONS



V990158

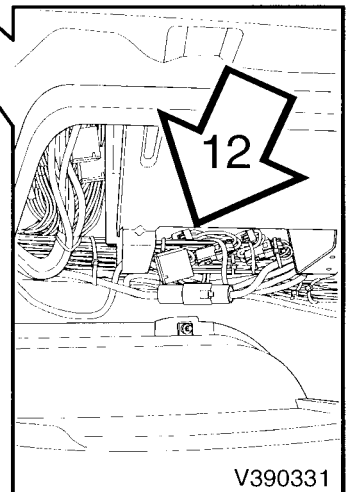


V990150



NOTE: Mounting bolt must be removed to remove radio from dash

V390151



12